




NEWS



Brick Kiln Farm RTV 22nd Feb 2009



May / June 2009





A wet Brick Kiln Farm RTV, 22nd Feb 2009

Hugh's Hectic Happenings

Hello All

I have just realised the deadline for the magazine is looming large, so this time it will be my hectic happenings.

Last time, I said we were about to do battle at Brick Kiln Farm. So on the Saturday we towed the trials trailer to the site to be greeted by the virgins who were eager to get on with the setting out. We offered them a few words of advice and left them and their helpers to it.

Sunday morning dawned bright and breezy - we arrived to find another good entry and everything running smoothly. As the day progressed we found that the virgins had set out some very good sections involving the bomb holes and lots of water (see the web for photos) I think everyone had a good day with no major disasters apart from the Chairman who could not see through the red mist and almost completely removed the outer part of his left hand front wing on a sapling and continued to drive with the panel flapping in and out past the remaining gates. No skill involved, just luck!

The following weekend was spent remolding and resecuring the panel into something vaguely looking like the required silhouette. Good news though, we went to the Auto Jumble at Newbury Showground where I managed to purchase two good second hand wings and in the right colour! Carrying them back to the Disco was a bit of a struggle especially when perfect strangers were heard to say "Looks like he's on a wing and a prayer". I will fit them when I have the time to spare or more likely when the red mist strikes again.

The next trial was at Aldermarston where two more COC virgins (no, that's not appropriate) rookies in the names of Kevin and Ann Wood set out their first event with the help of the Parkers and others. Again a very good list of competitors and good testing sections more so for Henry Cox who was also afflicted by the red mist and managed to get his 90 to lay on it's side without damage to man or beast.

The Easter Rally was held at Hook End Farm where five caravans ignored the dull dingy weather. Sunday morning dawned with a mist this time grey not red and another pleasing line up of entrants including three tyro-ers. A good day's competition was had even by the first timer Ian Clist on road tyres. With trialing finished, our host Mark Ambler and his helpers treated us to an excellent BBQ with all the trimmings.

That's about all for now apart from the old saying "if it ain't broke, don't fix it". I decided to change my fuel filter on the chassis. No problem - all went ok until I drove it up the road, the carbs flooded and I spent all the next day stripping and sorting the carburetors.

One last thing, the Nationals are just around the corner, so good luck to all who have entered.

Cheers for now
Hugh

Officers and Committee Members

Give them all your support; let them know what's done well, what you enjoyed, any new ideas. Write to the Newsletter Editor and get any Land Rover thoughts printed and off your chest. Most importantly, get along to the events, get involved and get more out of HBLRO by putting a little in.



Hugh Duffett, Chairman
Tel 02392 349797
Hugh.Duffett@hbro.co.uk



Tricia Jacobs, Secretary
Tel 0118 9710512
Tricia.Jacobs@hbro.co.uk



Sarah Duffett, Treasurer
Tel 02392 349797
Sarah.Duffett@hbro.co.uk



Jan Homewood, Membership Secretary
Tel 07787 522057
Jan.Homewood@hbro.co.uk



Julian Mallard, ROW and Green Lanes
Julian.Mallard@hbro.co.uk



Sam Parker, Competition Secretary
Tel 01329 516400
Sam.Parker@hbro.co.uk



Steve Kirby, Newsletter Editor
Tel 020 8287 0377
Steve.Kirby@hbro.co.uk



Matthew Brooker, Social & Camping Secretary
Tel 0118 9710512
Matthew.Brooker@hbro.co.uk



Neil Tomlinson, Special Events Secretary (BAFMA)
Tel 07771 923893
Neil.Tomlinson@hbro.co.uk



Ian Parker, Web Editor
Ian.Parker@hbro.co.uk



Roy Friend, Safety Officer and Newsletter Distribution
Roy.Friend@hbro.co.uk



Dennis Keen, Permits Officer
Dennis.Keen@hbro.co.uk

Disclaimer

Views and opinions expressed in this publication are not necessarily those of the Club or its Committee. You should seek to verify any information, data or technical information especially where safety, finance or legislation matters are concerned.

Editor's bit....

Deadline for the next issue is June 25th. Don't wait until then, start sending in your contributions now. Articles can be in almost any word processor format. Photos can be e-mailed to me.



Steve Kirby, Editor.

ALRC Update.


As mentioned in the last issue, a rule change proposal was submitted. The proposed rule reads:-

B.7.1 Any brand / make of steel wheels are allowed but they must be of adequate strength, have a diameter matching that of factory fitted wheels for that model and have an offset between the outer flat of the nave plate and the external face of the bead area (not the outermost turned-out flange of the rim) of 4" / 102mm or less. Also any Land Rover produced / manufactured aluminium alloy wheel and matching wheel nuts may be used when suitable hubs for that wheel are fitted.

This was voted on at the AGM in March and the ALRC Council met at the conclusion of the meeting and ratified it so that entrants to the ALRC National 2009 can use the new rule.

Steve Kirby

ALRC 2009 Hand Books



This year's ALRC Hand Book is now available. Please ask any member of the committee for a copy. Alternatively they are available at any of our events.

The Hand Book (Green Book) gives a listing of the ALRC rules and regulations for competition events. It also gives detailed guidelines for camping and caravanning events, and much more....

Enduring Rover

HBLRO have been asked if we could help with a new event that is being run by the British Armed Forces Motoring Association. This event will be called Enduring Rover. Reason for this event is that the event was originally used to test the driving skills of army motorcyclists but the army no longer have any motor bikes it has been changed to a Landover event.

This event will be taking place on the 16th may based in Longmoor camp on the A3. SU793311 We will be running two events for them:-

1. A continuous trial of about 2.5 km which will be in the morning.
2. An 8 section RTV in the afternoon.

There will Be some setting up to do on Friday late afternoon early evening on the Friday.

If you are interested in helping can you let me know.

Neil Tomlinson, 07771923893

Committee and Officers Roles

As you will be aware our Annual General Meeting will be held again in October this year. Your current Committee and Officers will be resigning their posts and it is up to you to come forward and support your club. Detailed below is a description of duties for each position.

If you feel that you would like to fulfil one (or more) of these roles please put yourself forward at the AGM. The current team are willing to show you what is involved with their roles, or you could ask one of the team to be invited to one of the Committee meetings held monthly to find out more.

Committee Responsibilities:

Chairman (Director of Limited Company)

- Act as main contact point within the club.
- Chair monthly committee meetings.
- Chair any general/special meetings as necessary.
- Delegate duties amongst the committee and officers as required.
- Make annual trophy presentations.
- Produce a monthly article for the club newsletter.

Treasurer

- Maintain club accounts.
- Deal with all cash and cheque income.
- Pay invoices and maintain petty cash.
- Responsible for bank account and ensuring correct signatories for club are within committee.
- Send permits to MSA with correct fee after an event.
- Attend monthly committee meetings, reporting an up to date financial position.
- Maintain club's asset register.
- Maintain club's insurance policies and renewals.
- Organize year-end audit.
- Provide year-end financial statements for submission to Companies House.

Secretary

- Act as main contact point outside of club.
- Organize and attend monthly committee meetings.
- Produce minutes and circulate to committee for approval.
- Maintain records of all minutes for at least three years.
- Organize any general/special meetings as required, produce minutes and circulate as required.
- Deal with any correspondence received for the club and maintain records for at least two years.
- In conjunction with Competition Secretary maintain club's trophy register and update annually.
- In conjunction with Chairman maintain club's rules and regulations.

Membership Secretary

- Maintain a database of all club's members.
- Maintain files of completed applications/renewal letters for at least two years.
- Ensure renewal letters and reminders are sent out each month as required.
- Ensure renewals are processed in a timely manner.
- Send information packs to prospective new members on enquiry.
- Ensure the committee approves applications for membership and renewals.
- Ensure all new/renewing members are sent the latest information packs.
- Ensure a list of club members is sent to Newsletter Distributor in time for posting newsletters.
- Attend monthly committee meetings.

Competition Secretary

- Co-ordinate and maintain club calendar in agreement with committee.
- Organize competitive events as required by the club calendar.
- In conjunction with Permits Officer approach landowners and obtain verbal consent to use their land.
- Produce monthly article for club newsletter about past/future events.
- Ensure competition trailer and necessary documentation is available for each event.
- Ensure necessary officials are in place for each event and they know

what is expected of them.

- Ensure other resources are booked for events as required, ie toilets, catering, first aid, etc.
- Maintain basic knowledge of ALRC/MSA rules and regulations and keep up to date with new regulations as and when issued.
- Maintain club's supplementary regulations.
- Retain copies of scorecards and official paperwork for at least two years.
- Produce scoring summary from competitive events for publications in club newsletter and website.
- Maintain record of scores for annual trophies, etc.
- Attend monthly committee meetings.

Rights of Way Officer

- Organize green laning trips for club members and ensure they are posted on the club calendar.
- Act as contact point for council liaison regarding rights of way issues, etc.
- Produce regular articles for the club newsletter about past/future events.
- Bring relevant issues about land/lane access to the committee's attention.
- Attend monthly committee meetings.

Newsletter Editor

- Produce bi-monthly newsletter from information/articles supplied by committee and other club members.
- Format newsletter for printing and send to printers.
- Attend monthly committee meetings.

Social & Camping Secretary

- Organize social events throughout the year as determined by the club calendar.
- Collect monies from social events and camping events and pass to Treasurer for banking.
- Produce articles for newsletter about past/future events.
- Maintain club's camping regulations.

- Attend monthly committee meetings.

ALRC Liaison Representative

- Liaise with the ALRC.
- Attend ALRC council meetings.
- Inform the Chairman and committee of any ALRC related issues.

Officer Responsibilities:

Child Protection Officer

- Apply for Child Protection Licence.
- Undergo a CRB check.
- Maintain child protection policy.
- Liaise with MSA regarding child protection issues.
- Report any issues to the Chairman and committee.

Tyro Competition Secretary

- Liaise with Competition Secretary with regards to Tyro events.
- In conjunction with Permits Officer approach landowners and obtain verbal consent to use their land.
- Organize Tyro events as required by the club calendar.
- Ensure competition trailer and necessary documentation is available for each event.
- Ensure necessary officials are in place for each event and they know what is expected of them.
- Ensure other resources are booked for events as required, ie toilets, catering, first aid, etc.
- Produce articles for club newsletter about past/future events.

Challenge Events/Driving Days Competition Secretary

- Liaise with Competition Secretary.
- In conjunction with Permits Officer approach landowners and obtain verbal consent to use their land.
- Organize events as required by the club calendar.
- Ensure competition trailer and necessary documentation is available for each event.
- Ensure necessary officials are in place for each event and they know

what is expected of them.

- Ensure other resources are booked for events as required, ie toilets, catering, first aid, etc.
- Produce articles for club newsletter about past/future events.

CCV Competition Secretary

- Liaise with Competition Secretary with regards to CCV events.
- In conjunction with Permits Officer approach landowners and obtain verbal consent to use their land.
- Organize CCV events as required by the club calendar.
- Ensure competition trailer and necessary documentation is available for each event.
- Ensure necessary officials are in place for each event and they know what is expected of them.
- Ensure other resources are booked for events as required, ie toilets, catering, first aid, etc.
- Produce articles for club newsletter about past/future events.

Special Events Secretary (BAFMA)

- Liaise with BAFMA Representatives.
- In conjunction with Permits Officer approach landowners and obtain verbal consent to use their land.
- Ensure competition trailer and necessary documentation is available for each event.
- Ensure necessary officials are in place for each event and they know what is expected of them.
- Ensure other resources are booked for events as required, ie toilets, catering, first aid, etc.

Permits Officer

- Liaise with Competition Secretary.
- Obtain permits from landowners once verbally arranged with Competition Secretary.
- Obtain permits from ALRC and MSA as required for land use and camping permits.
- Obtain "section 33" permits from local councils if event crosses public footpath.

- Retain copies of landowner's consent and permits for at least two years.

Newsletter Distribution

- Ensure club newsletter is distributed to all club ordinary members in a timely manner.

Health & Safety Officer

- Liaise with Chairman and committee regarding all health and safety issues.
- Maintain club's risk assessments.

Web Editor

- Maintain club's official website.

Club Shop

- Purchase items for the club shop from suppliers approved by the committee.
- Maintain receipts and invoices and pass to Treasurer for processing/ payment.
- Promote and sell products via website and at events.

ACSMC Representative

- Liaise with ACSMC and attend meetings.
- Report any issues to the Chairman and committee.

Training Officer

- Organize training for club members in conjunction with the committee.

Auditors

- Audit club accounts after year-end.
- Liaise with Treasurer.

HBLRO Stickers

Website Stickers

Large £3.00
Small £1.50

Both available in white for inside and outside or in black for outside only.

HBLRO Shields

Large £4.00
Medium £3.00
Small £2.00

All available in white and yellow.

HBLRO Viking Long Ship

Large £4.00
Medium £3.00

Both available in white only.

HBLRO Shields (old stock)

Large £2.00
Medium £1.50
Small £1.00

Available in black in all sizes and in white in medium only.

Solid block stickers

One size £0.75

Available in gold/black, silver/blue and silver/green.

Long stickers

One size £0.50

Please see a member of the committee if you wish to purchase any stickers.

Aldermaston RTV 22nd March 2009

On a very sunny Mothering Sunday, fifteen of the clubs finest made the trip to Aldermaston for the first RTV of the summer series. It's been a while since I last visited the 4x4-Withoutaclub site at Harbour Hill. Much has been done to clear the ground and establish new features ideal for creating compact and challenging RTV sections. On previous visits to the site, the ground conditions have been pretty wet limiting the usable areas, but this time we were lucky and managed to lay out eight sections right across the site.

Kevin Wood was our clerk of the course. Kevin had not taken this role before, although he has competed in many RTV's. I think the experience was quite an eye opener in terms of the effort that goes into laying out sections that can challenge long and short wheelbase vehicles alike without penalising either.

Most of the usual suspects competed, with a few caving to the pressure of Mothers Day and having their day passes revoked. It was good to see Roy Friend competing for the first time this year. Roy dusted off his 2.5 90 after fitting a shiny new carb giving him all of his available 83bhp.

The mornings sections went without any drama, drivers picked up a range of scores proving that sections were all drivable. The marshals kept things moving, getting two vehicles on a section at a time so by lunch 5 sections had been completed.

With just enough time to fill our bellies and reflect on the mornings performance, we were up and ready to go off again. The last three sections used the bottom of the site renowned for it's deep mud and water. Luckily the more extreme elements had not been included opting instead for shallower water crossings, cross axles and rutted climbs.

Section 7 was not without it's dramas. After several vehicles had completed a climb, the ground conditions changed, with the remainder of the field coming perilously close to a tree. A few left their wing mirrors behind on said obstacle, but our CoC did make them aware of the problem after Richard Salter was the first to discovered it in his 90. Richard also managed to carelessly leave his brake light lens and number plate light embedded in a tree whilst attempting to leave the section.

With time getting on section 8 was attempted by the weary bunch. A tricky section that saw a majority come unstuck after a tight turn mid


section. Once one competitor cleared the turn, so did all the others and the scores started to drop. Neville Dewdney was the only driver to take the clear in his Series I, but this was not enough to keep his arch rival Andy Bunyan from taking top honours in Class 7.

With only a couple of motors still to run, we thought the day was pretty much sewn up. Unfortunately we did not take into account, Henry Cox's performance. As his 90 attempted a climb, the combination of slope and throttle saw the 90 drop onto it's side. Marshals and competitors alike ran to the aid of Henry and his unfortunate passenger Emma, concerned for their safety. The pair were fine and the vehicle was righted safely. One member Tim Wishaw was heard to shout "Where's my camera, quick get my camera" This might sound quite mercenary, but Tim knows this type of photo gold doesn't happen very often and Henry would need pictures for his mantelpiece.


Even though Henry did not win the event he definitely has a nomination for boobs bust and takes the title of 1st roll in RTV since July 2002.

Dramas over, it was time to give out the awards. Tim Wishaw had






Aldermaston RTV 22nd March 2009



the lowest score with 8 points for the day closely followed by Andy Bunyan on 9. Class 5 was a close run thing Mike Fitzgerald and Gary White finished on the same score, but Mike clinched the win on clears.

Finally I would like to thank Kevin and Anne Wood for taking on the officials roles. Even after their own 90 had a number of problems they still managed to get to site on time and put on an excellent days trailing. Saturdays setting out activities were a lot less painful with 9 members giving up their time to put on the event.

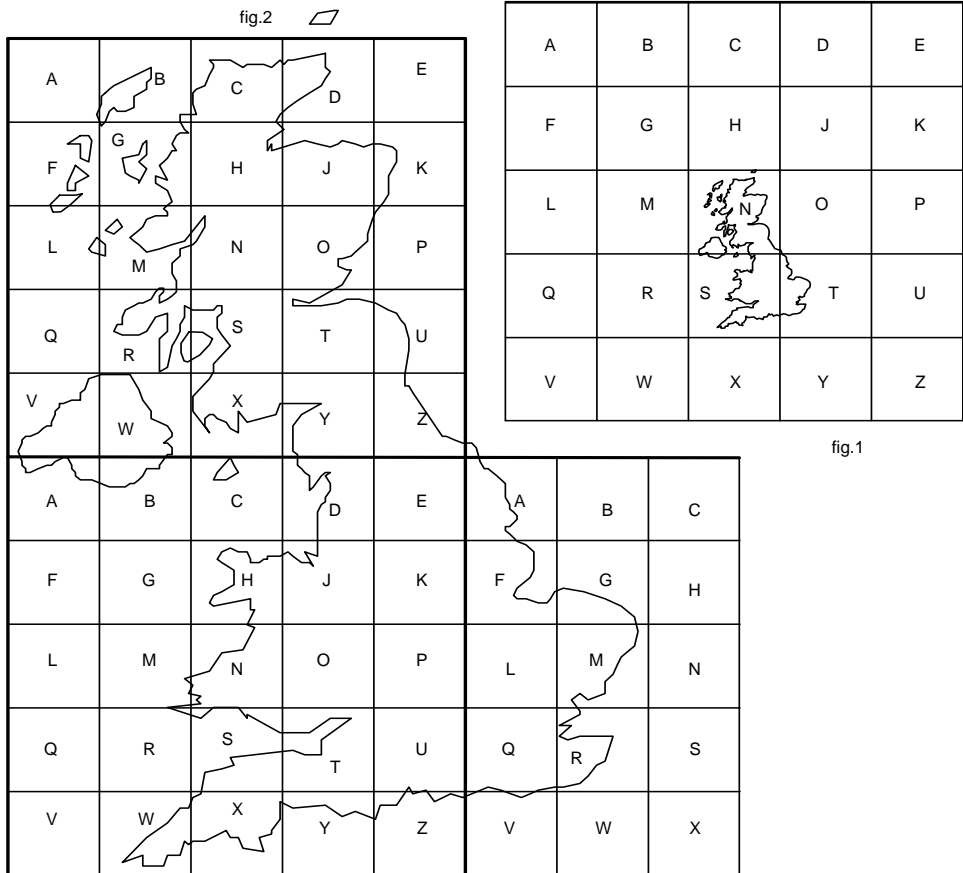


Aldermaston RTV 22nd March 2009

The National Grid

The original "Ordnance Survey" was a survey of the roads and terrain of England and Wales in order to assess the suitability of roads, bridges, fords, steepness of hills etc. for the movement of heavy artillery; ordnance. This was in case of invasion by Napoleon. The first full survey was carried out between 1799 and 1811. The first maps were actually drawn to 2" to 1 mile. When the copper plates were made for printing, they were scaled down to 1" to 1 mile and remained at that scale for over 100 years; the famous "inch" maps to a scale of 1:63360.

Originally, latitude and longitude were marked on these maps, but later on, a metric grid system was introduced due to the long numbers



involved with latitude and longitude. The main grid consists of twenty-five 500km squares lettered A to Z and laid out as shown in fig.1.

Note that the letter I is not used in case it gets confused with the number 1 and anyway they needed to 'lose' one letter of the alphabet as there are only 25 squares in the block. As you can see from fig.1, Mainland Great Britain occupies three of these squares, N, S and T (plus a tiny bit of O) of the wide area grid. Each of these 500km squares is further divided into twenty-five 100km squares similarly lettered. See fig.2. A combination of the letters of both squares is used to define an area and the codes appear on all current OS maps. The majority of south East England lies in square T in fig.1. London lies mainly in square Q in fig.2. On Landranger maps, the letters are in outline blue style either in the corner of each map or on the boundaries of the squares where these occur. On Pathfinder and Explorer maps, the letter code is shown in the border of the sheet itself. As an example, London falls into square TQ, i.e. main square T, sub-square Q. The means of obtaining the map reference of any given point is described on each OS Landranger map, but perhaps a repeat would not go amiss :-

- a) Pick a point on an OS map.
- b) Move to the LEFT to the nearest VERTICAL line. (e.g. 12)
- c) Estimate the number of tenths of the square to the RIGHT of this line (e.g. 3)
This is called the EASTING and is 123 in the example.
- d) Move DOWN to the nearest HORIZONTAL line. (e.g. 45)
- e) Estimate the tenths of the square above this line. (e.g. 6)
This is called the NORTHING. and is 456 in the example.
- f) Look on the map for the identification letters, as described above. (e.g. TQ)
- g) Put the whole lot together. In our example this will be TQ123456.

The order in which you carry out the above procedure is important. I remember it by thinking of an aeroplane taking off - it has to go ALONG horizontally before it can go UP. I'm sure you can find other ways of remembering the order. That is you look at the numbers ALONG the top or bottom of the map first before you look at the numbers UP the sides.

If you use very large scale maps, the tenths described may be

divided into more tenths, i.e. one-hundredths of a square resulting in very long references such as TQ12345678. Sometimes the Landranger sheet number is used in place of, or even in addition to the other codes. If the sheet is number 123, you may see a reference written as 123123456. You can buy a device called a Roamer to help with this. A Roamer is a transparent plastic panel with precision divided squares in various scales to suit different maps. This will enable you to be very precise about your map references. Many Roamers have heading angle 'protractors' built-in along with other helpful information.

To reverse the procedure, take your reference number and split it into its three parts, such as TQ 123 456 or 123 123 456 as given in the examples above. The first part will be either the Landranger sheet number or the 100km square identification letters. The next two digits, the Easting, should be read from the horizontal edges of the map (the top and bottom). Next, read the first two digits from the third part of the reference (the Northing) and match these to the numbers on the sides of the map. Where these two lines cross will be at the bottom-left, South-West, corner of a 1km square. Checking the tenths out in the same way will identify the point within that square.

Although the number 123456 was just an example, the code letters TQ were picked deliberately to highlight another problem in map reading. TQ123456 does exist and is at a junction of a road and a path in the woods near Abinger Common in Surrey on the North Downs to the South West of London. If you read our example reference the wrong way round, (perhaps you thought of a helicopter which goes UP and then ALONG) you would end up in Ringmer near Lewes in East Sussex on the North Downs, 50 miles away from the correct location!

I'm sure that most of you are familiar with the OS Landranger series of maps. These are to a scale of 1:50000, there being around 205 in the set. They are fitted in between the coastlines so you are not paying for too much sea! This results in odd positioning and lots of overlaps. Pathfinders, the Outdoor Leisure Maps and the Explorer Maps are to a scale of 1:25000. There are several Pathfinders to each Landranger or Explorer and you can easily end up buying a lot of the North Sea, but there are no overlaps. Pathfinders are 20km East to West and 10km North to South; Explorers are much larger typically covering four Pathfinders but they are not consistent in size. These all evolved originally from the Series

One maps which were 10km square but were later combined in pairs to become Pathfinders. Eventually, the new maps will absorb all the Pathfinders. In popular tourist areas, the Outdoor Leisure Maps are more common than Explorers. Pathfinder Maps cost about the same as Landrangers, so they should be chosen with care as they don't cover nearly as much area. You will need to get the "Mapping Index" from Ordnance Survey to find out which ones you need.

For further information, contact:- Information & Enquiries, Ordnance Survey, Romsey Road, Southampton, SO9 4DH. Tel: 01703-792763

Steve Kirby.

Yes, it was definitely wet at the Brick Kiln Farm RTV, 22nd Feb 2009



Competition Events; General Information

- Events are open to all paid-up HBLRO members. Bring your membership card.
 - Entries to be on an official HBLRO entry form whenever possible.
 - ALRC rules and HBLRO Supplementary Regulations apply. 2007 ALRC Handbooks (2009 version coming soon) are available to all HBLRO members.
 - All HBLRO RTVs are qualifying rounds for the "Red Leader Shield" (standard class Leaf sprung LRs), the "Pilot Trophy" (Standard Range Rover) and the "Performance Trophy" (for 90s)
 - When you come to help set out the sections on the day before the competition, please find the Clerk of the Course (or whoever is in charge at the time) and sign on the attendance sheet. The event insurance covers those members setting up the event and is there for your benefit; but it is valid only if you sign to say that you are there.
 - Please help to marshal the event. Attend the marshals briefing and then ask an experienced marshal for guidance on how to score and how to assist in the safe running of the event. We'll show you how to score if you've not done it before. A Marshalling Guide booklet is available on request.
 - If you are interested in scrutineering, please ask to accompany one of the scrutineers on the day. They'll show you how the checks are done and what to look for. A Scrutineering Guide booklet is available on request.
-

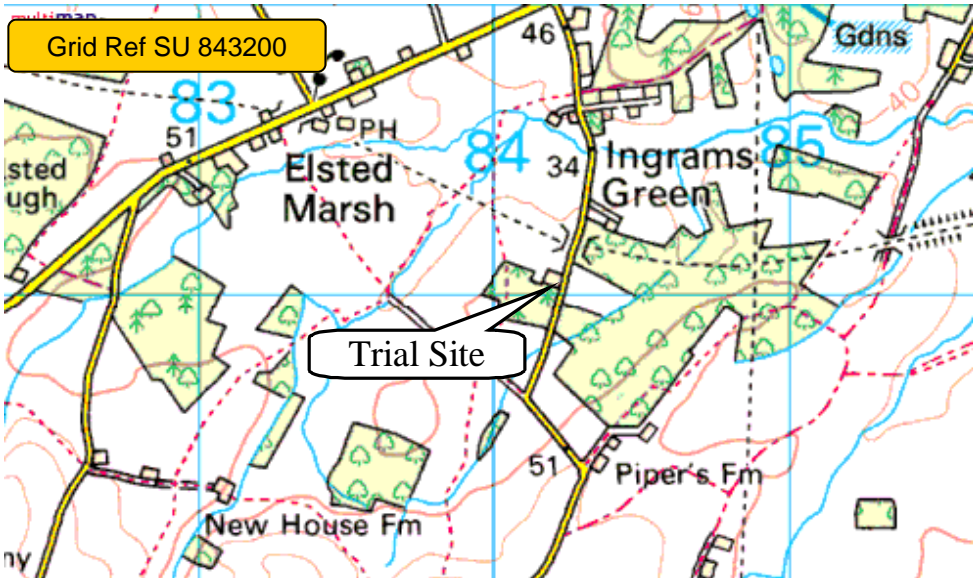
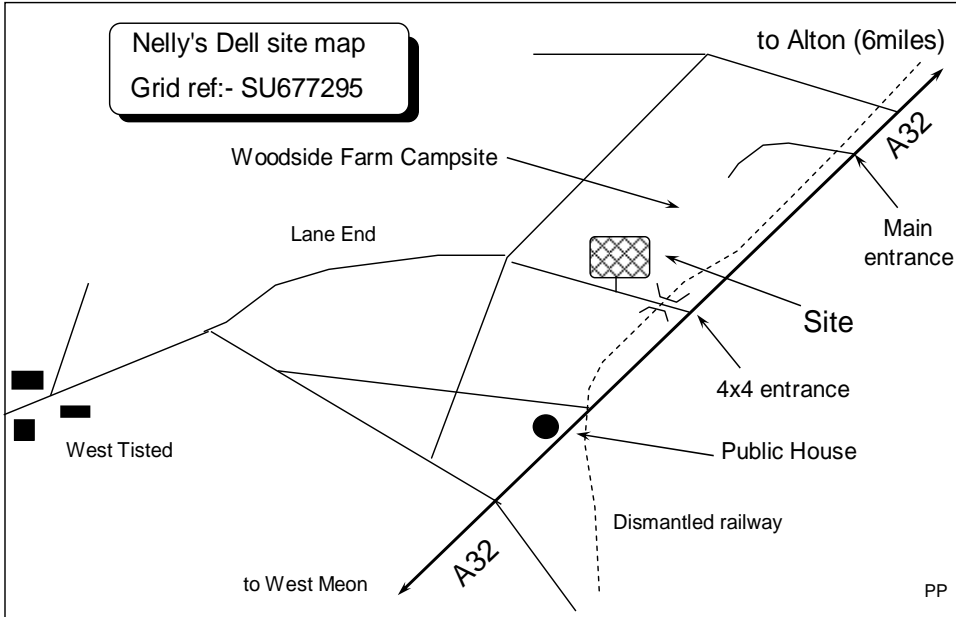
For Sale

Note that small ads are free but please let the editor know when a sale is complete so we don't keep printing an out of date ad each month.

HBLRO accepts no liability for the accuracy of the descriptions or the serviceability or suitability of items or services advertised in this section.

Bits & pieces

- 4 off Discovery 2 / Range Rover, Steel wheels with worn tyres, Ideal to fit off road tyres. £100 Lot. Classic Range Rover heavy duty rear bumper (for off road) £25. Southampton 07748636355 Paul Webb (MAR09)



CALENDAR OF EVENTS 2009

Check for updates and maps on our website hbro.co.uk

(Events in italics are provisional)

Date	Site	Event
May		
2 nd / 3 rd	Nelly's Dell	Camping
3 rd	Nelly's Dell	RTV/Tyro
3 rd	Green Laning.	Contact RoW officer for details.
22 nd / 23 rd / 24 th / 25 th	Manby, Lincs.	ALRC National Rally
30 th	Green Laning.	Contact RoW officer for details.
June		
5 th / 6 th / 7 th	Eastnor Deer Park	LRW Show
<i>12th / 13th / 14th</i>	<i>Ingram's Green</i>	<i>Clearance and winch practice</i>
26 th /27 th /28 th	Newnham Park Plymouth, Devon. Hosted by Cornwall & Devon Land Rover Club.	2 day Charity RTV. HBLRO are looking to enter a number of teams for this event. If you are interested in taking part, please contact Sarah Duffett.
28 th	Green Laning.	Contact RoW officer for details.
July		
25 th	Green Laning.	Contact RoW officer for details.
August		
<i>1st (Set out) 2nd (Event)</i>	<i>Ingram's Green</i>	<i>Fun winch / RTV. Split day.</i>
14 th / 15 th / 16 th		West Berkshire Show
28 th / 29 th / 30 th / 31 st	Nelly's Dell	Summer Rally RTV / Tyro
September		
<i>11th / 12th / 13th</i>	<i>Eastnor Deer Park</i>	<i>Majors</i>
26 th / 27 th	Nellies Dell	RTV / Tyro
26 th	Green Laning.	Contact RoW officer for details.
October		
<i>9th / 10th / 17th</i>	<i>Lambs Lair</i>	<i>Mendips</i>
25 th		Green Lane Clearance
30 th / 31 st / 1 st November	Hook End Farm	RTV (X)
<i>31st Oct / 1st November</i>	<i>Military</i>	<i>DRD/RTV (Proposed Change)</i>

Those with internet access can go straight to the events calendar at:-
<http://www.hbro.co.uk/calender.htm>

Regular Events

- * Last Wednesday of each month, Noggin & Natter at The Hogs Lodge, Gravel Hill, Clanfield, Petersfield, Hants. PO8 0QD just off the A3, grid ref. SU714174 approx (From 7:30 p.m. Plus Land Rover related videos if possible.). Tel 02392-591083.
- * Green-lane trips will usually be as advertised elsewhere. There will be someone present to indicate rights of way on the maps. Please bring your own maps of Hampshire and Berkshire, in case you get lost. If there is a lot of rain on the few preceding days, anticipate postponement.

I've printed the dates of everything I know about at the moment on the previous page, so get your diaries out! Note that *provisional* events are printed in *italics*. Will event organisers please let me know when any of these is confirmed / changed / cancelled etc.. Major changes, cancellations etc. Will be highlighted in **bold text**.

WS = Winter Series. SS = Summer Series.

Green laners:-See article(s) elsewhere for details of the next trip(s).



Copyright Notice:-

Unless otherwise indicated, articles and items in this newsletter (except those that refer to forthcoming events) may be reproduced without prior permission on condition that the author and the HBLRO are acknowledged. References to forthcoming events may be published only with prior written permission.

Disclaimer

All business advertisements in this newsletter are placed on a commercial basis by the companies and individuals concerned. The inclusion of an advertisement is not an endorsement by Hants & Berks Land Rover Owners Ltd of the company concerned or its products and services.



Trip across Salisbury Plain over Easter week end.





Aldermaston RTV 22nd March 2009

